

## BOTTOM STRATEGY [CALL]

INDICATORS	PAY ATTENTION
<b>Candles:</b> Heikin Ashi   5M-2M-1M <b>OR</b> 3M-2M-1M	<b>Stock:</b> Moving \$0.70 --> \$1.20
<b>Candle Coloring   Volume Triangle</b>	<b>Time Trade:</b> 6:45 --> 12:15
<b>SMA:</b> 20 Aqua, 50 Green, 200 Yellow	<b>Delta:</b> Above 0.40 [40% Profit of Price of Stocking Moving \$1]
<b>FrogAlgo Oscillator:</b> White Line (#1), Golden Line (#2)	<b>Target:</b> Over 40% Profit

### LONG [CALL]

<b>I: Priority</b>	[White Line <b>AND</b>   <b>OR</b> Golden Line] In <b>OR</b> Come From <b>CALLZONE</b> [3 TIMEFRAMES]
<b>Pay Attention:</b>	5M, 3M Timeframe are the KING <b>OR</b> SMAs SUPPORT [3 TIMEFRAMES]

**II: Next** AND **ONE** of Foundation Lists Below:

- 1| SMAs **SUPPORT** + H Pattern [**Double Bottoms**]
- 2| SMAs **SUPPORT** + GAP UP [White Line **CROSS UNDER** Golden Line With BIG GAP]
- 3| SMAs **SUPPORT** + **SIDE\_WAY** CANDLES [5M,3M]
- 4| SMAs **SUPPORT** + **TRIANGLE BREAK-OUT**
- 5| **SIDE\_WAY** CANDLES [5M,3M] + H Pattern [**Double Bottoms**]
- 6| **SIDE\_WAY** CANDLES [5M,3M] + GAP UP [White Line **CROSS UNDER** Golden Line With BIG GAP]
- 7| H Pattern [**Double Bottoms**] + GAP UP [White Line **CROSS UNDER** Golden Line With BIG GAP]

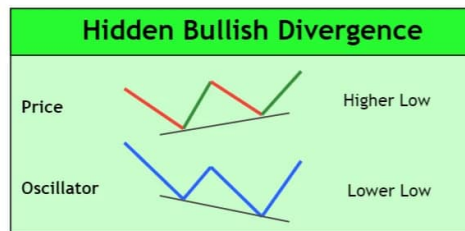
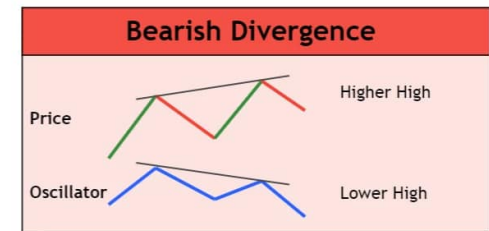
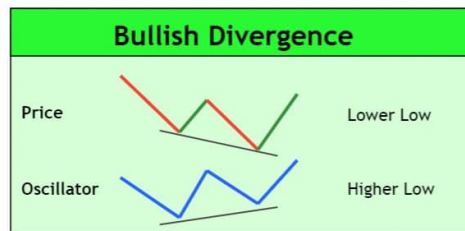
### MORE THAN ONE PATTERNS

**ENTRY:** LOWEST WICK OF CANDLE or MIDDLE OF CANDLE      **EXIT:** HIGHEST WICK OF CANDLE or MIDDLE OF CANDLE

<b>Pay Attention:</b>	SMA200 Support --> SMA50 Support --> SMA20 Support Oscillator <b>Bullish Divergence</b> <b>Green Triangle</b> --> Confirm for <b>HOLDING CALL</b>
<b>Links:</b>	



### Divergence Cheat Sheet



# TOP STRATEGY [PUT]

INDICATORS	PAY ATTENTION
<b>Candles:</b> Heikin Ashi   5M-2M-1M OR 3M-2M-1M	<b>Stock:</b> Moving \$0.70 --> \$1.20
<b>Candle Coloring   Volume Triangle</b>	<b>Time Trade:</b> 6:45 --> 12:15
<b>SMAs:</b> 20 Aqua, 50 Green, 200 Yellow	<b>Delta:</b> Above 0.40 [ 40% Profit of Price of Stocking Moving \$1]
<b>FrogAlgo Oscillator:</b> White Line (#1), Golden Line (#2)	<b>Target:</b> Over 40% Profit

## SHORT [PUT]

<b>I: Priority</b>	White AND   OR Golden Line in <b>PUTZONE</b> [3 TIMEFRAMES]
<b>Pay Attention:</b>	<b>5M, 3M Timeframe are the KING</b> OR SMAs RESISTANCE [3 TIMEFRAMES]

**II: Next**            AND **ONE** Foundation Lists Below:

- 1) SMAs **RESISTANCE** + Inverted H Pattern [**Double Tops**]
- 2) SMAs **RESISTANCE** + GAP Down [White Line **CROSS-OVER** Golden Line With BIG GAP]
- 3) SMAs **RESISTANCE** + SIDE\_WAY CANDLES **RESISTANCE** [5M,3M]
- 4) SMAs **RESISTANCE** + TRIANGLE **BREAK-OUT**
- 4) SIDE\_WAY CANDLES **RESISTANCE** [5M,3M] + Inverted H Pattern [**Double Tops**]
- 5) SIDE\_WAY CANDLES **RESISTANCE** [5M,3M] + GAP Down [White Line **CROSS-OVER** Golden Line With BIG GAP]
- 6) Inverted H Pattern [**Double Tops**] + GAP Down [White Line **CROSS-OVER** Golden Line With BIG GAP]

## OR MORE THAN ONE PATTERNS

ENTRY: HIGHEST WICK or MIDDLE OF CANDLE	EXIT: LOWEST WICK OF CANDLE or MIDDLE OF CANDLE
---	---

<b>Pay Attention:</b>	SMA_21 Resistance --> SMA_50 Resistance --> SMA_200 Resistance
	Oscillator <b>Bearish Divergence</b>
	<b>Yellow Triangle</b> --> Confirm for <b>HOLDING PUT</b>
<b>Links:</b>	



### Divergence Cheat Sheet

Bullish Divergence	
Price	
Oscillator	
Bearish Divergence	
Price	
Oscillator	
Hidden Bullish Divergence	
Price	
Oscillator	
Hidden Bearish Divergence	
Price	
Oscillator	